

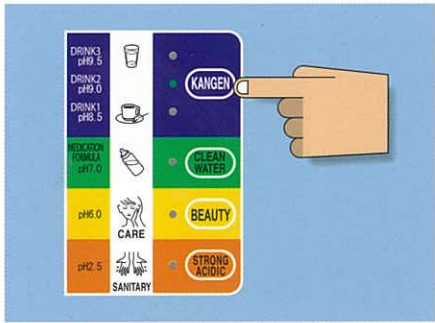
# OPERATIONAL CHART

When using the machine for the first time or after exchanging the filter, please allow water to flow through the machine for 3 minutes to eliminate carbon particles.



## to make Kangen Water®

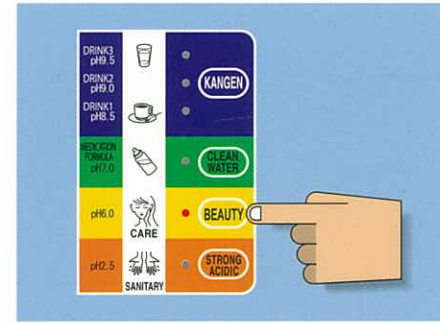
press **KANGEN** button



**Kangen Water®**  
 pH8.5 - pH9.5  
**Beauty Water**

## to make Beauty Water

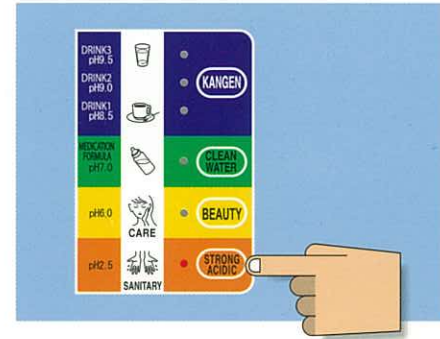
press **BEAUTY** button



**Beauty Water**  
 pH6.0  
**Kangen Water®**

## to make Strong Kangen Strong Acidic

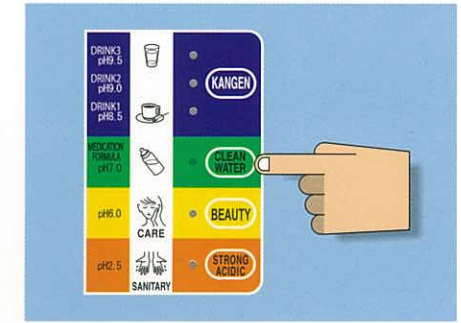
press **STRONG ACIDIC** button



**Strong Kangen**  
 pH11.0  
**Strong Acidic**  
 pH2.5

## to make Clean Water

press **CLEAN WATER** button



**Clean Water**  
 pH7.0